

TOP 9 TIPS FILMING WITH A SMARTPHONE


curated by ↴

MIKE
SUNDERLAND

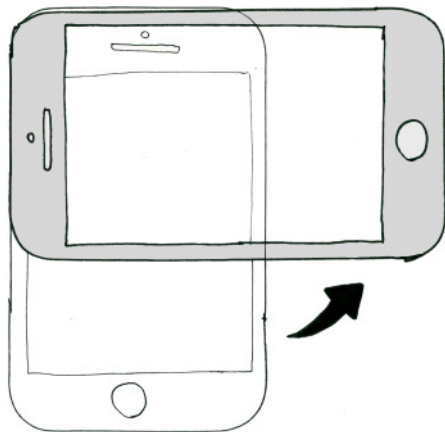


illustrated by ↴


ALEXANDRA P.
ALBERDA



1 HOLD YOUR PHONE SIDEWAYS

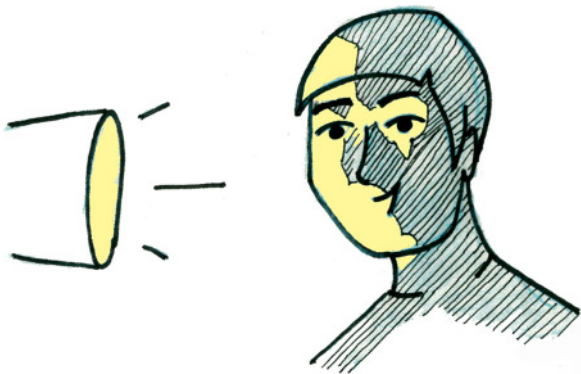


2 KEEP YOUR PHONE STEADY

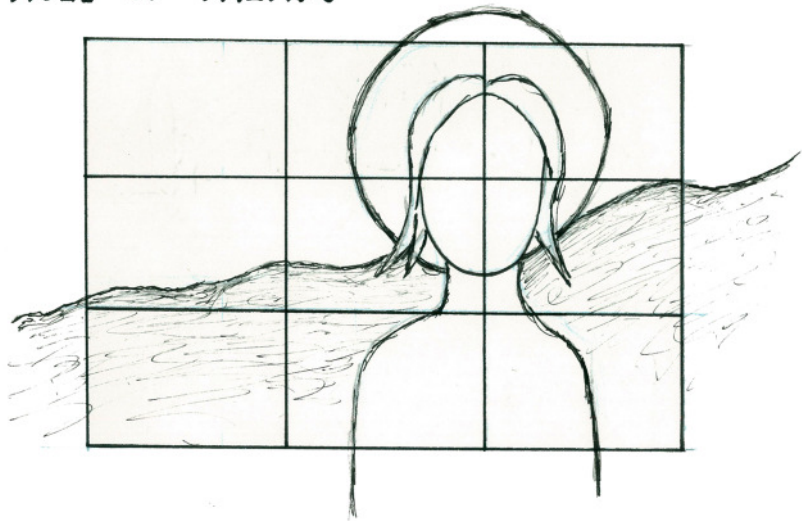


DIY (up-cycled) Tripod

3 KNOW YOUR LIGHTING



4 RULE OF THIRDS




5 FIND A QUIET SPOT


for interviews




6 ZOOM BY MOVING THE CAMERA CLOSER



7 SHOOT SIMPLE SEQUENCES



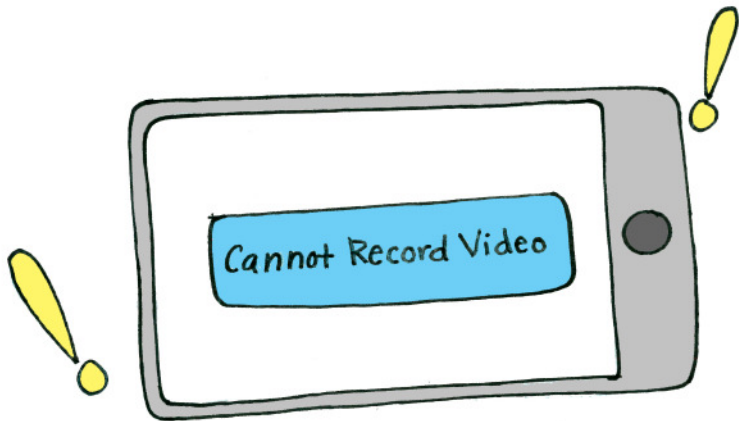
8 REMEMBER TO CHARGE YOUR PHONE



*bring your charger or power bank



9 KEEP ENOUGH STORAGE SPACE AVAILABLE



Use this guide to help you
create your own smartphone video.

For more from the
CIVIC MEDIA HUB
www.civicmedia.io

RESEARCH TEAM



ALEXANDRA P.
ALBERDA



DR ANNA
FEIGENBAUM



DR SAM
GOODMAN



DR EINAR
THORSEN



ANDY
WHITE



CIVIC MEDIA HUB

www.civicmedia.io

